

**Un-audited Financial Statements
of
Prime Finance & Investment Limited
as at and for the half year ended 30 June 2022**

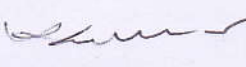
Prime Finance & Investment Limited
Consolidated Balance Sheet
As at 30 June 2022

	Amount in Taka	
	(Un-audited) 30-Jun-22	(Audited) 31-Dec-21
PROPERTY AND ASSETS		
Cash		
In hand (including foreign currencies)	66,647	67,630
Balance with Bangladesh Bank and its agent bank (including foreign currencies)	69,580,289	70,280,920
Total Cash	69,646,936	70,348,550
Balance with other banks and financial institutions		
In Bangladesh	587,687,291	644,411,431
Outside Bangladesh	-	-
Total balance with other banks and financial institutions	587,687,291	644,411,431
Money at call and on short notice	-	-
Investments		
Government	-	-
Others	856,398,457	875,047,536
Total Investments	856,398,457	875,047,536
Loans, advances and leases		
Loans, advances and leases etc.	8,556,501,520	8,515,986,704
Bills purchased and discounted	-	-
Total loans, advances and leases	8,556,501,520	8,515,986,704
Fixed assets including premises, furniture and fixtures	558,516,074	564,154,315
Other assets	2,125,498,154	2,136,796,820
Non - banking assets	291,409,429	291,409,429
Total assets	13,045,657,861	13,098,154,785
LIABILITIES AND CAPITAL		
Liabilities		
Borrowings from other banks, financial institutions and agents	1,195,777,632	1,244,049,586
Deposits and other accounts		
Current and other accounts	-	-
Bills payable	-	-
Savings accounts	-	-
Term deposits	5,636,028,065	5,868,114,146
Bearer certificates of deposit	-	-
Other deposits	-	-
Total deposits and other accounts	5,636,028,065	5,868,114,146
Other liabilities	2,860,855,714	2,411,223,179
Total liabilities	9,692,661,411	9,523,386,911
Capital/ shareholders' equity		
Paid up capital	2,729,164,830	2,729,164,830
Statutory reserve	960,237,744	960,237,744
Share money deposit	-	-
Other reserves	-	-
Retained earnings	(1,854,822,096)	(1,643,516,215)
Revaluation reserve	721,800,493	721,800,493
Equity attributable to shareholders' of the company	2,556,380,971	2,767,686,852
Non-controlling interest	796,615,479	807,081,022
Total shareholders' equity	3,352,996,450	3,574,767,874
Total liabilities and shareholders' equity	13,045,657,861	13,098,154,785
OFF-BALANCE SHEET ITEMS		
Contingent liabilities	-	-
Other commitments	-	-
Total off-balance sheet items including contingent liabilities	-	-
Net Asset Value per share (NAV)	9.37	10.14


Company Secretary


Chief Financial Officer


Managing Director



Director



Chairman


PRIME FINANCE & INVESTMENT LIMITED
 Consolidated Profit and Loss Account (Un-audited)
 for the period ended 30 June 2022

Amount In Taka

PARTICULARS	for the half year ended		for the 2nd quarter ended	
	30-Jun-22	30-Jun-21	30-Jun-22	30-Jun-21
Interest income	185,765,865	343,300,105	67,530,178	148,756,985
Interest paid on deposits, borrowings, etc.	(241,393,882)	(372,405,957)	(103,609,881)	(124,447,327)
Net interest income	(55,628,017)	(29,105,852)	(36,079,703)	24,309,658
Investment income	13,308,293	58,456,197	3,462,550	27,131,533
Fees, commission, exchange and brokerage	3,032,669	3,729,564	1,468,969	1,869,757
Other operating income	38,267,136	21,913,934	24,884,924	9,473,582
Other operating income	54,608,098	84,099,695	29,816,443	38,474,872
Total operating income (A)	(1,019,919)	54,993,843	(6,263,261)	62,784,530
Salaries and other employee benefits	68,019,499	53,728,550	39,282,606	29,099,398
Rent, taxes, insurance, electricity etc.	5,260,150	6,792,237	2,870,282	5,676,750
Legal expenses	1,559,600	694,375	633,750	230,000
Postage, stamp, telecommunication etc.	1,167,459	5,381,225	621,555	2,594,363
Stationery, printing, advertisements etc.	1,843,315	2,376,994	919,377	1,361,952
Managing Director's salary and fees	4,530,000	4,530,000	2,265,000	2,265,000
Directors' fees	420,445	165,334	300,445	53,334
Auditors' fees	43,032	43,128	21,546	21,564
Depreciation and repair of assets	6,264,351	7,823,919	2,875,233	3,790,338
Other expenses	5,318,381	5,570,737	2,155,021	2,535,884
Total operating expenses (B)	94,426,232	87,106,499	51,944,815	47,628,583
Profit before provision (C=A-B)	(95,446,151)	(32,112,656)	(58,208,075)	15,155,947
Provision for loans, advances and leases				
General provision	4,177,051	1,169,829	(2,101,165)	(2,818,826)
Specific provision	35,075,853	(78,184,585)	22,923,032	(313,523)
Provision for diminution in value of investment	80,053,097	3,763,753	43,143,183	418,761
Other provision	3,256,500	3,256,500	1,628,250	1,628,250
Total provision (D)	122,562,501	(69,994,503)	65,593,299	(1,085,338)
Profit before tax (C-D)	(218,008,652)	37,881,847	(123,801,375)	16,241,285
Provision for taxation				
Current	3,231,329	5,878,802	914,334	2,643,106
Deferred	531,442	447,648	146,109	(657,867)
Total provision for tax	3,762,771	6,326,450	1,060,442	1,985,239
Net profit after tax	(221,771,424)	31,555,397	(124,861,817)	14,256,046
Attributable to				
Shareholders of the company	(211,305,881)	23,806,960	(117,860,445)	11,006,587
Non-controlling interest	(10,465,543)	7,748,437	(7,001,374)	3,249,459
Earnings per share (EPS)	(0.77)	0.09	(0.43)	0.04
No. of outstanding shares	272,916,483	272,916,483	272,916,483	272,916,483


 Company Secretary


 Chief Financial Officer


 Managing Director


 Director


 Chairman

Prime Finance & Investment Limited
Consolidated Cash Flow Statement (Un-audited)
for the period ended 30 June 2022

PARTICULARS	Amount in Taka	
	30-Jun-22	30-Jun-21
A) Operating Activities		
Interest receipts	193,711,581	280,124,775
Interest payments	(195,532,557)	(308,111,374)
Fees and commission receipts	568,482	740,700
Dividend and gain receipts	15,582,950	12,278,558
Cash payments to employees	(72,549,499)	(48,924,654)
Cash payments for operational expenses	(13,632,884)	(19,347,239)
Income taxes paid	(4,817,617)	(3,573,699)
Receipts from other operating activities	113,409,147	15,843,820
Payments for other operating activities	(68,477,034)	(41,142,004)
Cash generated before changes in operating assets and liabilities	(31,737,430)	(112,111,117)
Increase/ (decrease) in operating assets and liabilities		
Net loans and advances and other assets	(39,783,497)	81,427,775
Net loans and deposits from banks and other customers and trading liabilities	73,397,740	133,395,344
Cash generated from operating assets and liabilities	33,614,243	214,823,119
Net cash generated from operating activities	1,876,813	102,712,002
B) Investing Activities		
Acquisition of fixed assets	(225,617)	(410,347)
Sale of securities	-	-
Investment in securities	-	-
Net cash used in investing activities	(225,617)	(410,347)
C) Financing Activities		
Cash dividend paid	-	-
Net receipt/ (payment) for loans	(59,076,950)	(74,221,544)
Net cash used in financing activities	(59,076,950)	(74,221,544)
D) Net increase/ (decrease) in cash and cash equivalents (A+B+C)	(57,425,754)	28,080,111
E) Effects of exchange rate changes on cash and cash equivalents	-	-
F) Cash and cash equivalents at beginning of the period	714,759,981	490,065,670
G) Cash and cash equivalents at end of the period (D+E+F)	657,334,227	518,145,781
Cash and cash equivalents represents		
Cash in hand	66,647	70,823
Balance with Bangladesh Bank and its agent bank	69,580,289	73,187,303
Balance with other banks and financial institutions	587,687,291	444,887,655
Total cash and cash equivalents	657,334,227	518,145,781
Net operating cash flow per share (NOCFPS)	0.01	0.38

Prime Finance & Investment Limited
Consolidated Statement of Changes in Equity (Un-audited)
for the period ended 30 June 2022

PARTICULARS	Attributable to equity holders of Prime Finance & Investment Ltd.					Non-controlling Interest	Total
	Paid up capital	Statutory reserve	Revaluation reserve	Retained earnings			
Balance as at 1 January 2022	2,729,164,830	960,237,744	721,800,493	(1,643,516,215)	807,081,022	3,574,767,874	
Net profit/ (loss) for the period (2022)	-	-	-	(211,305,881)	(10,465,543)	(221,771,424)	
Transfer to statutory reserve	-	-	-	-	-	-	
Issue of bonus share	-	-	-	-	-	-	
Payment of cash dividend	-	-	-	-	-	-	
Balance as at 30 June 2022	2,729,164,830	960,237,744	721,800,493	(1,854,822,096)	796,615,479	3,352,996,450	
Balance as at 1 January 2021	2,729,164,830	960,237,744	975,602,724	(1,455,654,707)	799,037,909	4,008,388,500	
Net profit/ (loss) for the period (2021)	-	-	-	23,806,960	7,748,437	31,555,397	
Transfer to statutory reserve	-	-	-	-	-	-	
Issue of bonus share	-	-	-	-	-	-	
Payment of cash dividend	-	-	-	-	-	-	
Balance as at 30 June 2021	2,729,164,830	960,237,744	975,602,724	(1,431,847,747)	806,786,346	4,039,943,897	

Amount in Taka